

KARD - 390cc+2tps

resultats


8' chrono 4T espoirs

04/04/2026 - 14:13

Clt	Kart	Pilote	Meilleur Tour	Ecart	Tours
1	50	HANIN GRÉGORY	1:11.185		7
2	38	FOUCOURT LUC	1:11.519	0.334	7
3	34	COLLERET JORIS	1:11.847	0.662	7
4	33	EVENO JEAN-LUC	1:12.083	0.898	7
5	18	JOUIN ALEXIS	1:12.089	0.904	7
6	9	CHANCEREL MAXENCE	1:12.234	1.049	7
7	49	DUBOIS SÉBASTIEN	1:12.312	1.127	7
8	29	GENTY MICKAËL	1:12.390	1.205	7
9	12	MANGIN SÉBASTIEN	1:12.547	1.362	7
10	46	NOBILE ALESSIO	1:13.628	2.443	7
11	28	CHANCEREL NATHAN	1:13.716	2.531	7
12	22	CHANCEREL ARNAUD	1:13.719	2.534	7

Historique des temps

Kart	Pilote	1	2	3	4	5	6	7	8	9	10	Moy.
50	HANIN GRÉGORY	-	1:12.000	1:12.695	1:11.185	1:11.252	1:11.664	1:11.600				1:11.732
38	FOUCOURT LUC	-	1:12.329	1:12.566	1:12.235	1:12.083	1:11.646	1:11.519				1:12.063
34	COLLERET JORIS	-	1:13.134	1:12.664	1:12.132	1:12.373	1:15.272	1:11.847				1:12.903
33	EVENO JEAN-LUC	-	1:12.859	1:12.367	1:12.780	1:12.083	1:15.871	1:12.126				1:13.014
18	JOUIN ALEXIS	-	1:12.800	1:12.880	1:12.722	1:12.098	1:12.610	1:12.089				1:12.533
9	CHANCEREL MAXEN	-	1:13.582	1:13.429	1:13.003	1:12.629	1:12.609	1:12.234				1:12.914
49	DUBOIS SÉBASTIEN	-	1:13.788	1:13.723	1:12.591	1:13.013	1:12.312	1:12.640				1:13.011
29	GENTY MICKAËL	-	1:13.118	1:12.968	1:12.390	1:13.028	1:12.549	1:12.413				1:12.744
12	MANGIN SÉBASTIEN	-	1:13.570	1:12.841	1:12.957	1:12.751	1:12.547	1:13.602				1:13.044
46	NOBILE ALESSIO	-	1:15.059	1:14.097	1:13.628	1:14.837	1:14.390	1:13.916				1:14.321
28	CHANCEREL NATHA	-	1:15.332	1:19.587	1:14.109	1:14.844	1:13.845	1:13.716				1:15.238
22	CHANCEREL ARNAUD	-	1:16.726	1:14.346	1:14.510	1:14.332	1:13.937	1:13.719				1:14.595



KARD - 390cc+2tps

resultats


8' chrono 2T espoirs

04/04/2026 - 14:24

Clt	Kart	Pilote	Meilleur Tour	Ecart	Tours
1	3	FOUCOURT LUC	1:05.255		8
2	16	HANIN GRÉGORI	1:05.530	0.275	8
3	10	EVENO JEAN-LUC	1:06.565	1.310	8
4	14	GENTY MICKAËL	1:06.684	1.429	8
5	19	JOUIN ALEXIS	1:07.075	1.820	8
6	15	COLLERET JORIS	1:07.548	2.293	7
7	21	MANGIN SÉBASTIEN	1:07.846	2.591	8
8	2	DUBOIS SÉBASTIEN	1:07.988	2.733	8
9	4	NOBILE ALESSIO	1:08.210	2.955	7
10	20	CHANCEREL MAXENCE	1:08.657	3.402	7
11	5	CHANCEREL NATHAN	1:08.716	3.461	7
12	11	CHANCEREL ARNAUD	1:09.759	4.504	7

Historique des temps

Kart	Pilote	1	2	3	4	5	6	7	8	9	10	Moy.
3	FOUCOURT LUC	-	1:06.619	1:06.139	1:06.048	1:05.524	1:05.575	1:05.255	1:06.319			1:05.925
16	HANIN GRÉGORI	-	1:06.483	1:06.168	1:05.951	1:05.530	1:05.979	1:05.723	1:06.590			1:06.060
10	EVENO JEAN-LUC	-	1:08.058	1:07.696	1:07.869	1:07.323	1:07.355	1:06.565	1:07.253			1:07.445
14	GENTY MICKAËL	-	1:08.209	1:07.404	1:07.071	1:07.274	1:07.326	1:06.684	1:07.116			1:07.297
19	JOUIN ALEXIS	-	1:08.991	1:08.105	1:07.757	1:07.154	1:07.075	1:07.239	1:07.771			1:07.727
15	COLLERET JORIS	-	1:09.567	1:08.093	1:12.720	1:09.499	1:07.548	1:07.552				1:09.163
21	MANGIN SÉBASTIEN	-	1:12.649	1:08.513	1:09.085	1:09.082	1:08.425	1:08.549	1:07.846			1:09.164
2	DUBOIS SÉBASTIEN	-	1:09.584	1:08.604	1:10.253	1:08.185	1:08.916	1:08.419	1:07.988			1:08.849
4	NOBILE ALESSIO	-	1:09.274	1:08.484	1:08.581	1:08.210	1:08.213	1:09.678				1:08.740
20	CHANCEREL MAXEN	-	1:10.392	1:22.542	1:09.639	1:09.413	1:09.768	1:08.657				1:11.735
5	CHANCEREL NATHA	-	1:10.376	1:09.185	1:09.997	1:10.112	1:08.716	1:09.897				1:09.713
11	CHANCEREL ARNAUD	-	1:10.390	1:11.080	1:13.642	1:09.759	1:10.428	1:10.403				1:10.950



KARD - 390cc+2tps

resultats


8' chrono 4T bests

04/04/2026 - 14:37

Clt	Kart	Pilote	Meilleur Tour	Ecart	Tours
1	12	POULENARD RÉMY	1:10.611		7
2	18	LE JACQ MICKAËL	1:10.757	0.146	7
3	46	KAZMIERCZAK CORENTIN	1:10.884	0.273	7
4	9	PETITON SAMUEL	1:10.928	0.317	8
5	50	ROULLEAU JEAN-PHILIPPE	1:10.934	0.323	8
6	33	KOUYOUMDJIAN JIMMY	1:11.013	0.402	8
7	39	LECLERC THIERRY	1:11.232	0.621	8
8	28	VALLET CHARLY	1:11.281	0.670	8
9	34	TRABELSI KARIM	1:11.375	0.764	8
10	49	NORMAND THIBAUT	1:11.568	0.957	7
11	29	NORMAND GAUTIER	1:11.697	1.086	7
12	22	LE JACQ RENAN	1:12.147	1.536	8
13	11	LYAUTEY SACHA	1:12.259	1.648	7

Historique des temps

Kart	Pilote	1	2	3	4	5	6	7	8	9	10	Moy.
12	POULENARD RÉMY	-	1:11.299	1:11.199	1:11.045	1:10.973	1:10.693	1:10.611				1:10.970
18	LE JACQ MICKAËL	-	1:11.687	1:11.156	1:11.349	1:11.082	1:10.757	1:11.234				1:11.210
46	KAZMIERCZAK CORI	-	1:11.620	1:11.182	1:11.159	1:11.464	1:11.014	1:10.884				1:11.220
9	PETITON SAMUEL	-	1:11.796	1:11.454	1:11.085	1:11.308	1:10.950	1:10.928	1:08.615			1:11.253
50	ROULLEAU JEAN-PH	-	1:11.353	1:11.650	1:11.216	1:11.150	1:10.934	1:11.457	1:10.513			1:11.293
33	KOUYOUMDJIAN JIM	-	1:11.953	1:11.327	1:11.334	1:11.380	1:11.208	1:11.013	1:08.353			1:11.369
39	LECLERC THIERRY	-	1:11.913	1:11.914	1:11.484	1:11.534	1:11.261	1:11.232	1:08.055			1:11.556
28	VALLET CHARLY	-	1:12.330	1:11.522	1:11.746	1:11.564	1:11.795	1:11.281	1:08.252			1:11.706
34	TRABELSI KARIM	-	1:12.026	1:11.971	1:11.562	1:12.118	1:11.375	1:11.736	1:08.075			1:11.798
49	NORMAND THIBAUT	-	1:12.434	1:11.906	1:11.658	1:11.818	1:11.825	1:11.568				1:11.868
29	NORMAND GAUTIER	-	1:12.367	1:12.512	1:12.441	1:11.986	1:11.697	1:12.195				1:12.199
22	LE JACQ RENAN	-	1:12.302	1:12.454	1:12.371	1:12.254	1:12.691	1:12.147	1:08.193			1:12.369
11	LYAUTEY SACHA	-	1:13.533	1:13.015	1:12.477	1:12.637	1:12.658	1:12.259				1:12.763



KARD - 390cc+2tps

resultats


8' chrono 2T bests

04/04/2026 - 14:47

Clt	Kart	Pilote	Meilleur Tour	Ecart	Tours
1	11	LE JACQ RENAN	1:05.644		8
2	4	KAZMIERCZAK CORENTIN	1:05.650	0.006	8
3	21	POULENARD RÉMY	1:05.833	0.189	8
4	16	ROULLEAU JEAN-PHILIPPE	1:05.949	0.305	8
5	2	NORMAND THIBAUT	1:06.135	0.491	8
6	10	KOUYOUMDJIAN JIMMY	1:06.137	0.493	8
7	3	LECLERC THIERRY	1:06.143	0.499	8
8	15	TRABELSI KARIM	1:06.184	0.540	8
9	19	LE JACQ MICKAËL	1:06.321	0.677	8
10	14	NORMAND GAUTIER	1:06.331	0.687	8
11	20	PETITON SAMUEL	1:06.731	1.087	8
12	5	VALLET CHARLY	1:06.938	1.294	8
13	6	LYAUTEY SACHA	1:07.219	1.575	7

Historique des temps

Kart	Pilote	1	2	3	4	5	6	7	8	9	10	Moy.
11	LE JACQ RENAN	-	1:06.498	1:06.128	1:05.781	1:05.952	1:05.900	1:07.032	1:05.644			1:06.133
4	KAZMIERCZAK CORI	-	1:05.718	1:05.755	1:05.676	1:05.737	1:05.650	1:05.672	1:05.847			1:05.722
21	POULENARD RÉMY	-	1:07.013	1:06.548	1:06.234	1:06.226	1:05.941	1:05.833	1:05.909			1:06.243
16	ROULLEAU JEAN-PH	-	1:06.831	1:06.431	1:06.446	1:06.149	1:05.949	1:06.242	1:06.365			1:06.344
2	NORMAND THIBAUT	-	1:07.084	1:06.284	1:06.649	1:06.397	1:06.154	1:06.135	1:10.965			1:07.095
10	KOUYOUMDJIAN JIM	-	1:07.195	1:06.873	1:06.405	1:06.803	1:06.562	1:06.137	1:06.482			1:06.636
3	LECLERC THIERRY	-	1:07.412	1:06.645	1:06.563	1:06.143	1:06.175	1:07.449	1:06.644			1:06.718
15	TRABELSI KARIM	-	1:07.348	1:07.095	1:07.405	1:06.455	1:06.184	1:06.387	1:06.389			1:06.751
19	LE JACQ MICKAËL	-	1:06.966	1:06.797	1:06.683	1:06.321	1:06.386	1:06.328	1:06.356			1:06.548
14	NORMAND GAUTIER	-	1:07.310	1:07.087	1:06.694	1:06.714	1:06.670	1:06.331	1:06.743			1:06.792
20	PETITON SAMUEL	-	1:07.030	1:07.310	1:07.399	1:07.078	1:07.053	1:07.437	1:06.731			1:07.148
5	VALLET CHARLY	-	1:15.604	1:08.123	1:07.511	1:07.506	1:07.371	1:07.000	1:06.938			1:08.579
6	LYAUTEY SACHA	-	1:07.853	1:07.546	1:07.763	1:07.219	1:07.676	1:07.281				1:07.556



KARD - 390cc+2tps

resultats


20' course 4T+2T espoirs

04/04/2026 - 15:34

Clt	Kart	Pilote	Tours	Ecart	Meilleur Tour
1	3	JOUIN ALEXIS	17		1:06.354
2	21	EVENO JEAN-LUC	17	1.994	1:07.147
3	20	LYAUTEY SACHA	17	2.144	1:07.212
4	2	COLLERET JORIS	17	2.233	1:06.792
5	19	VALLET CHARLY	17	9.835	1:06.548
6	10	CHANCEREL MAXENCE	17	22.935	1:07.573
7	15	DUBOIS SÉBASTIEN	17	23.643	1:07.940
8	14	MANGIN SÉBASTIEN	17	31.877	1:07.826
9	11	NOBILE ALESSIO	17	33.407	1:07.896
10	5	GENTY MICKAËL	17	33.722	1:07.479
11	4	CHANCEREL ARNAUD	17	44.183	1:09.426
12	16	CHANCEREL NATHAN	17	48.358	1:07.940

Historique des temps

Kart	Pilote	1	2	3	4	5	6	7	8	9	10	Moy.
3	JOUIN ALEXIS	1:17.534 1:06.999	1:12.483 1:08.237	1:11.925 1:08.149	1:11.706 1:08.351	1:11.452 1:08.178	1:11.545 1:06.667	1:12.172 1:06.354	1:11.696	1:08.172	1:34.816	1:10.229
21	EVENO JEAN-LUC	1:15.127 1:08.031	1:11.981 1:08.625	1:11.639 1:08.188	1:11.524 1:08.647	1:11.483 1:08.314	1:11.753 1:07.324	1:11.287 1:07.147	1:11.529	1:07.821	1:37.399	1:10.173
20	LYAUTEY SACHA	1:16.076 1:08.604	1:12.245 1:08.215	1:12.326 1:08.437	1:11.823 1:08.397	1:11.804 1:08.600	1:11.737 1:07.212	1:11.458 1:07.607	1:12.054	1:07.055	1:35.667	1:10.439
2	COLLERET JORIS	1:18.132 1:07.117	1:12.648 1:07.123	1:11.984 1:07.477	1:11.811 1:07.835	1:11.855 1:08.715	1:11.819 1:06.845	1:11.725 1:06.792	1:11.861	1:07.156	1:36.586	1:10.249
19	VALLET CHARLY	1:19.557 1:08.901	1:12.900 1:07.425	1:13.231 1:06.744	1:12.747 1:06.548	1:11.804 1:06.641	1:12.135 1:06.563	1:12.561 1:06.553	1:12.211	1:07.651	1:41.313	1:10.434
10	CHANCEREL MAXEN	1:17.735 1:09.436	1:13.634 1:09.553	1:13.047 1:09.486	1:13.035 1:08.016	1:12.171 1:10.838	1:12.293 1:08.149	1:13.088 1:07.573	1:12.513	1:07.427	1:40.401	1:11.371
15	DUBOIS SÉBASTIEN	1:20.665 1:09.737	1:13.430 1:08.849	1:13.551 1:08.516	1:13.490 1:08.670	1:12.656 1:08.322	1:12.860 1:08.416	1:13.046 1:07.940	1:13.020	1:09.373	1:38.514	1:11.544
14	MANGIN SÉBASTIEN	1:20.265 1:08.736	1:13.750 1:08.306	1:13.432 1:08.700	1:14.347 1:08.435	1:12.650 1:09.233	1:12.666 1:07.826	1:13.024 1:07.940	1:13.112	1:09.924	1:47.166	1:11.494
11	NOBILE ALESSIO	1:18.999 1:09.272	1:12.897 1:08.681	1:13.311 1:08.388	1:15.860 1:07.896	1:12.882 1:09.626	1:12.790 1:08.262	1:12.802 1:08.444	1:12.950	1:08.885	1:46.097	1:11.537
5	GENTY MICKAËL	1:16.415 1:07.479	1:11.827 1:08.082	1:12.269 1:08.911	1:12.276 1:07.622	1:11.902 1:08.744	1:12.063 1:08.104	1:12.022 1:08.544	1:11.803	1:07.464	2:04.792	1:10.537
4	CHANCEREL ARNAU	1:18.847 1:10.032	1:13.931 1:10.205	1:13.273 1:15.021	1:14.715 1:12.009	1:13.886 1:09.494	1:12.921 1:09.426	1:12.917 1:09.480	1:13.718	1:10.020	1:37.933	1:12.658
16	CHANCEREL NATHA	1:18.986 1:08.307	1:13.376 1:08.937	1:12.893 1:07.996	1:15.924 1:08.397	1:13.051 1:07.940	1:12.628 1:08.304	1:28.961 1:08.269	1:15.387	1:08.864	1:44.506	1:12.623



KARD - 390cc+2tps

resultats

20' course 4T+2T bests

04/04/2026 - 16:11

Clt	Kart	Pilote	Tours	Ecart	Meilleur Tour
1	2	KOUYOUMDJIAN JIMMY	18		1:05.850
2	5	HANIN GRÉGORI	18	1.438	1:05.813
3	16	FOUCOURT LUC	18	5.817	1:05.265
4	20	POULENARD RÉMY	18	9.100	1:05.921
5	14	KAZMIERCZAK CORENTIN	18	9.141	1:05.428
6	21	LE JACQ MICKAËL	18	14.995	1:06.496
7	3	ROULLEAU JEAN-PHILIPPE	18	15.638	1:05.680
8	19	TRABELSI KARIM	18	16.033	1:05.875
9	10	LE JACQ RENAN	18	16.268	1:05.591
10	4	LECLERC THIERRY	18	24.647	1:06.314
11	6	NORMAND GAUTIER	18	24.925	1:06.157
12	11	PETITON SAMUEL	18	29.400	1:06.247
13	15	NORMAND THIBAUT	18	39.929	1:06.432

Historique des temps

Kart	Pilote	1	2	3	4	5	6	7	8	9	10	Moy.
2	KOUYOUMDJIAN JIM	1:15.184 1:06.890	1:10.797 1:06.629	1:10.941 1:06.291	1:10.672 1:06.102	1:11.022 1:05.994	1:11.076 1:05.850	1:10.702 1:06.151	1:10.518 1:06.127	1:06.321	1:31.030	1:08.809
5	HANIN GRÉGORI	1:15.098 1:06.850	1:11.123 1:06.250	1:11.013 1:05.891	1:10.660 1:05.813	1:10.917 1:05.906	1:10.956 1:05.916	1:10.965 1:05.906	1:10.731 1:05.958	1:06.177	1:33.184	1:08.747
16	FOUCOURT LUC	1:15.198 1:06.465	1:11.932 1:05.953	1:11.283 1:05.550	1:11.206 1:05.265	1:11.602 1:06.125	1:12.335 1:05.579	1:10.512 1:05.337	1:10.910 1:05.502	1:07.652	1:34.215	1:08.797
20	POULENARD RÉMY	1:15.792 1:06.921	1:12.449 1:06.373	1:10.696 1:06.351	1:11.615 1:06.333	1:10.938 1:06.466	1:11.214 1:05.921	1:10.561 1:05.939	1:10.942 1:07.634	1:06.698	1:32.701	1:09.134
14	KAZMIERCZAK CORI	1:15.469 1:06.332	1:12.538 1:06.032	1:10.624 1:05.753	1:11.836 1:05.921	1:10.690 1:06.138	1:11.244 1:05.457	1:10.685 1:05.428	1:11.058 1:07.299	1:07.574	1:35.637	1:08.906
21	LE JACQ MICKAËL	1:18.974 1:07.315	1:11.721 1:06.799	1:11.094 1:06.903	1:11.745 1:06.860	1:11.257 1:06.729	1:11.465 1:06.673	1:11.118 1:06.496	1:10.923 1:06.832	1:06.962	1:32.175	1:09.556
3	ROULLEAU JEAN-PH	1:17.098 1:07.063	1:12.206 1:06.553	1:11.816 1:06.409	1:11.509 1:06.727	1:11.720 1:05.971	1:12.196 1:06.004	1:11.772 1:06.647	1:11.380 1:05.680	1:07.445	1:34.370	1:09.421
19	TRABELSI KARIM	1:18.331 1:07.178	1:11.925 1:06.517	1:11.622 1:06.527	1:11.334 1:06.369	1:11.311 1:06.096	1:11.826 1:06.101	1:11.221 1:07.127	1:11.481 1:05.875	1:07.725	1:33.490	1:09.427
10	LE JACQ RENAN	1:17.832 1:06.888	1:12.069 1:06.090	1:11.622 1:06.247	1:11.424 1:05.610	1:11.711 1:05.591	1:11.920 1:05.701	1:11.280 1:06.664	1:11.760 1:06.082	1:08.171	1:35.608	1:09.280
4	LECLERC THIERRY	1:16.702 1:07.238	1:12.379 1:06.877	1:11.318 1:06.402	1:12.077 1:06.373	1:11.466 1:06.692	1:11.794 1:06.433	1:11.168 1:06.413	1:11.644 1:06.314	1:07.742	1:44.030	1:09.455
6	NORMAND GAUTIER	1:18.007 1:07.454	1:12.177 1:06.821	1:12.206 1:06.596	1:11.673 1:06.157	1:11.723 1:06.679	1:12.349 1:06.336	1:12.337 1:06.476	1:11.974 1:06.397	1:07.873	1:36.824	1:09.710
11	PETITON SAMUEL	1:17.845 1:07.522	1:12.283 1:06.602	1:11.633 1:06.930	1:11.770 1:06.413	1:12.405 1:06.247	1:12.562 1:07.280	1:12.491 1:06.474	1:11.768 1:06.271	1:08.360	1:39.724	1:09.781
15	NORMAND THIBAUT	1:17.614 1:08.243	1:11.533 1:07.642	1:11.272 1:08.362	1:11.620 1:07.281	1:11.474 1:07.013	1:12.427 1:07.072	1:11.304 1:07.134	1:10.950 1:06.432	1:07.015	1:51.528	1:09.835